

ISLE OF MAN
FINANCIAL SERVICES AUTHORITY

Lught-Reill Shirveishyn Argidoil Ellan Vannin

FUNDS QUARTERLY STATISTICAL BULLETIN

30 June 2021

Contents

1. Net Asset Value of Funds.....	3
2. Fund Categorisations – Change in aggregate NAVs and number of funds during the quarter.....	4
3. Sectoral Fund breakdown by Net Asset Value.....	5
4. Domicile of all Funds administered in the IOM.....	6
5. Asset Class of all Funds.....	7
6. Legal Constitution of Collective Investment Schemes	8

Date issued: September 2021

Enquiries

Banking, Funds & Investment Division

Isle of Man Financial Services Authority

P.O. Box 58, Finch Hill House, Bucks Road, Douglas, Isle of Man, IM99 IDT

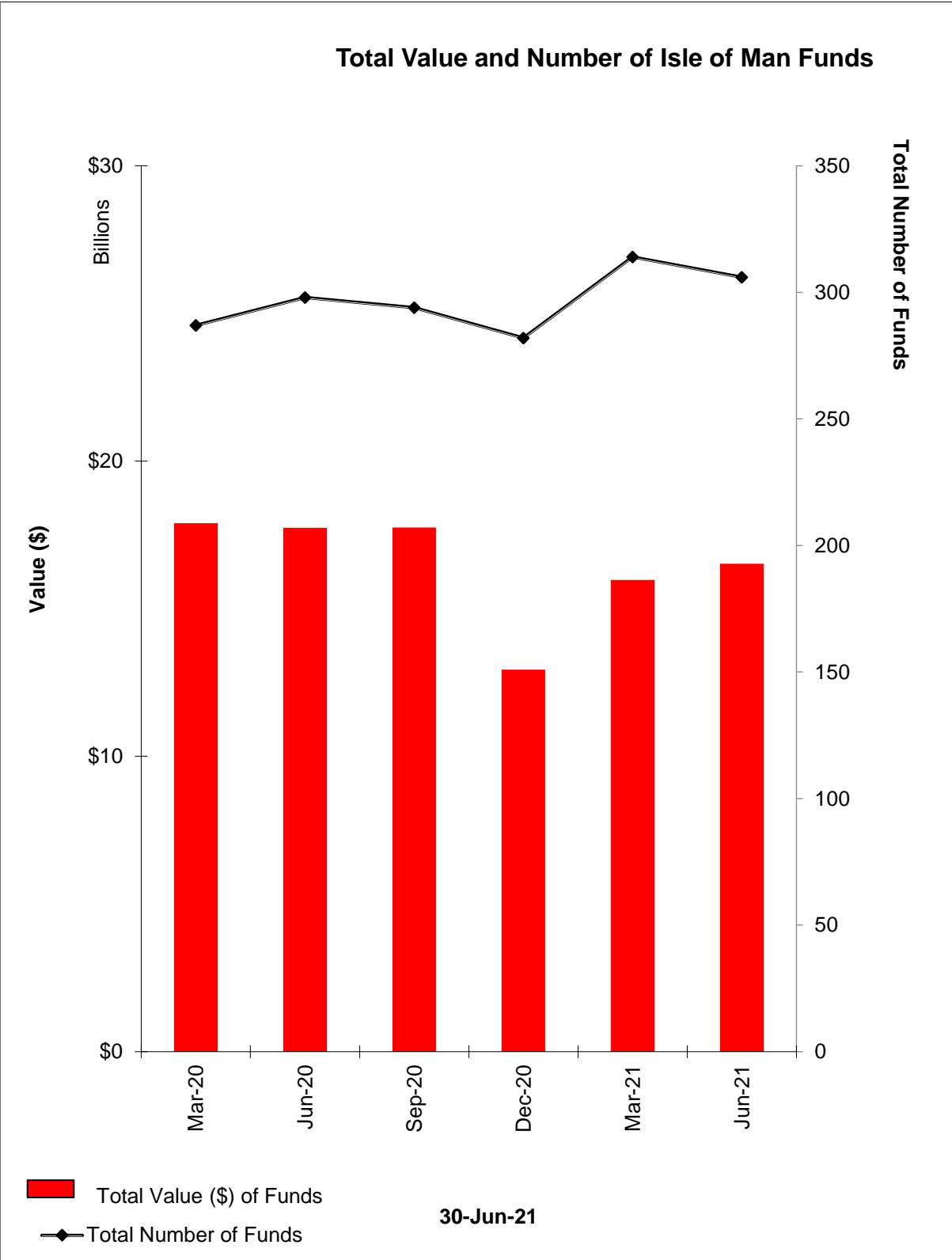
Tel: (01624) 646000

Email: info@iomfsa.im

Website: www.iomfsa.im

For further details of the regulatory framework for each type of scheme please refer to the Funds page of the Authority's website.

1. Net Asset Value (NAV) and Number of Funds

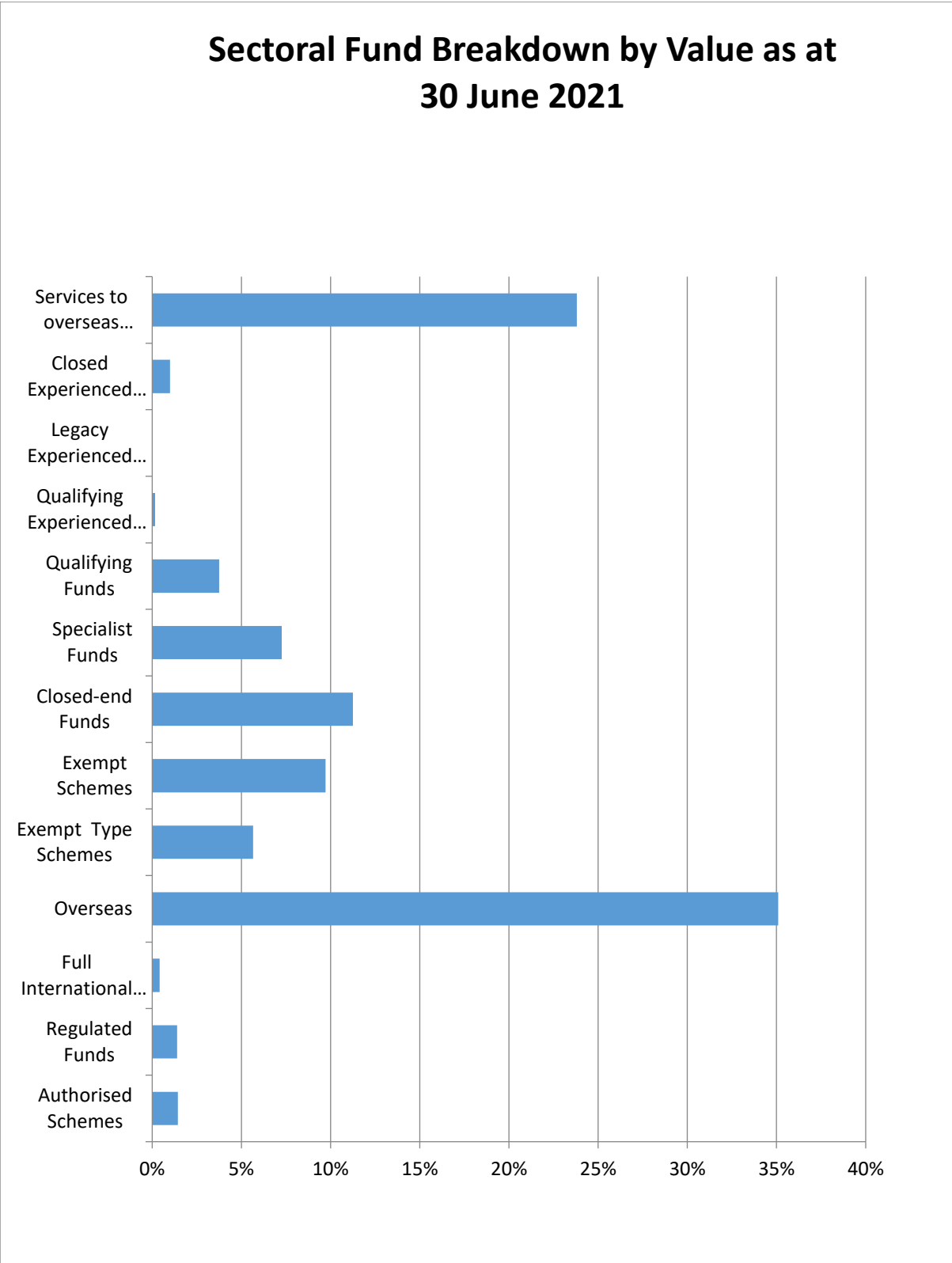


2. Fund Categorisations – Change in aggregate NAVs and number of funds during the quarter

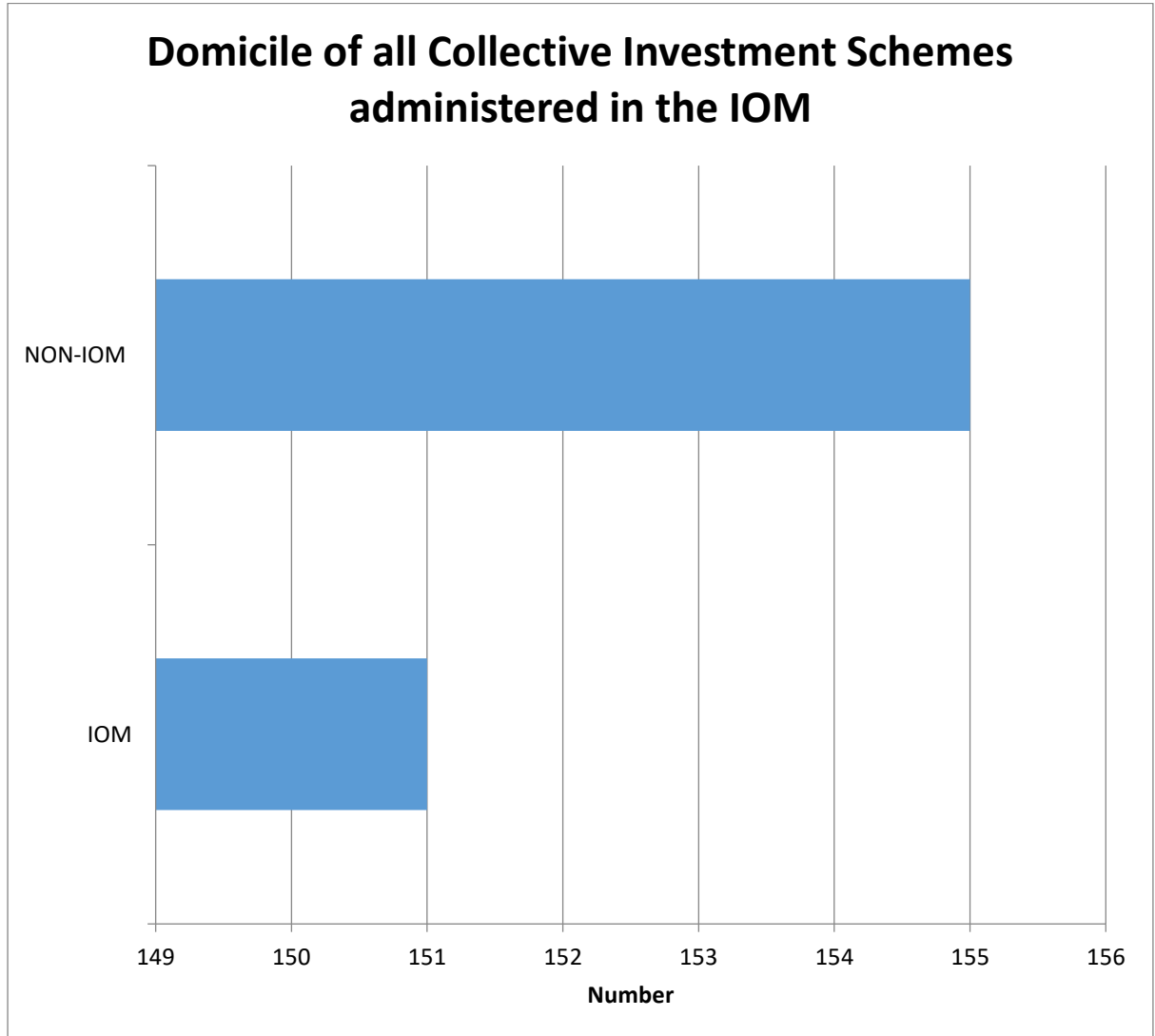
Fund Type	No. of Funds	New	Ceased	NAV Mar 2021 US\$	NAV June 2021 US\$	NAV Quarterly % change
Authorised Schemes (retail)	3	0	0	231.13m	238.37m	+3.13%
Regulated Fund (can be retail)	5	0	0	213.68m	231.59m	+8.38%
Specialist Fund	10	0	0	1.17bn	1.20bn	+2.56%
Qualifying Fund	7	0	0	585.51m	621.52m	+6.15%
Full International Scheme (retail legacy fund)	1	N/A	0	92.01m	69.19m	-24.80%
Experienced Investor Funds ('EIF') (Legacy Funds)						
Closed EIF	2	N/A	0	4.70m	4.85m	+3.19%
Legacy EIF	2	N/A	0	0.13m	0.07m	-46.15%
Qualifying EIF	2	N/A	0	27.04m	26.14m	-3.33%
Exempt-type Schemes	18	0	2	935.46m	935.12m	+0.04%
Exempt Schemes	92	0	2	1.62bn	1.59bn	-1.85%
Overseas Schemes	50	1	0	5.40bn	5.81bn	+7.59%
Services to overseas managers or administrators of schemes (previously Inward Outsourcing)	66	5	10	3.85bn	3.94bn	+2.34%
Closed-Ended Investment Companies¹ (CEIC)	48	2	2	1.84bn	1.86bn	+1.09%
TOTAL FOR ALL FUNDS	306	8	16	15.97bn	16.52bn	+3.44%

¹ This figure covers only those Closed Ended Investment Companies for which licenceholders are required to report statistics

3. Sectoral Fund Breakdown by NAV as at 30 June 2021



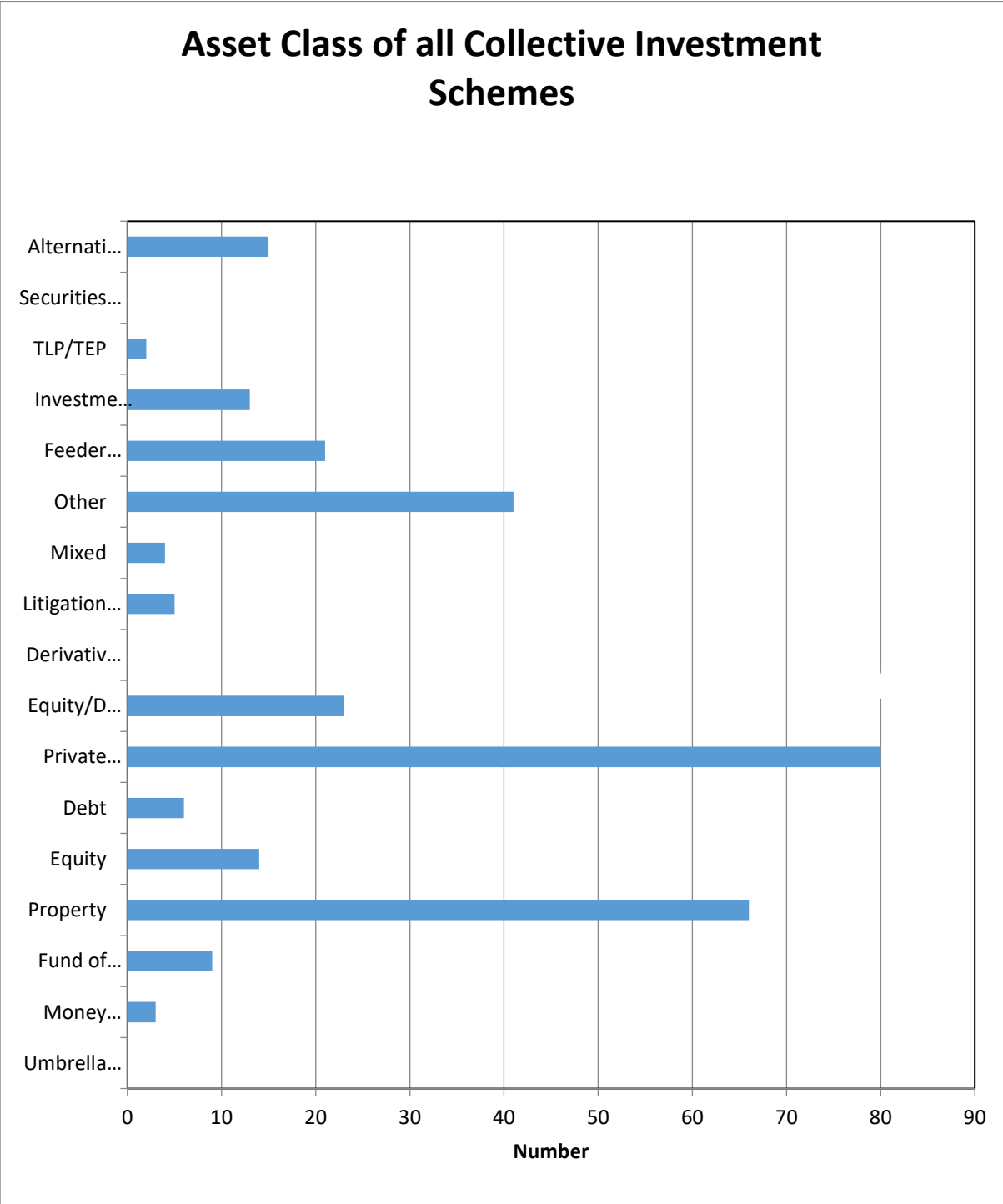
4. Domicile of all Collective Investment Schemes administered or managed in the IOM, including services to overseas managers or administrators of schemes



Origin of non-Isle of Man schemes:

Cayman	88
BVI	47
Jersey	3
UK	5
Malta	5
Ireland	2
Bahamas	2
US	1
St Vincent	1
Netherlands	1

5. Asset Class of all Collective Investment Schemes Legal Constitution of Collective Investment Schemes



6. Legal Constitution of Collective Investment Schemes

