

**ISLE OF MAN
FINANCIAL SERVICES AUTHORITY**

Lught-Reill Shirveishyn Argidoil Ellan Vannin

FUNDS QUARTERLY STATISTICAL BULLETIN

30 September 2023

Contents

1. Net Asset Value (NAV) and Number all Funds	3
2. Fund Categories – change in aggregate NAVs and number of Funds during the quarter	4
3. Sectoral Fund Breakdown by NAV as at 30 September 2023	5
4. Domicile of all funds administered or managed in the IOM, including services to overseas managers or administrators of schemes.....	6
5. Asset Class of all Funds	7
6. Legal Constitution of Funds	8

Date issued: 27th November 2023

Enquiries

Portfolio Supervision Division

Isle of Man Financial Services Authority

P.O. Box 58, Finch Hill House, Bucks Road, Douglas, Isle of Man, IM99 IDT

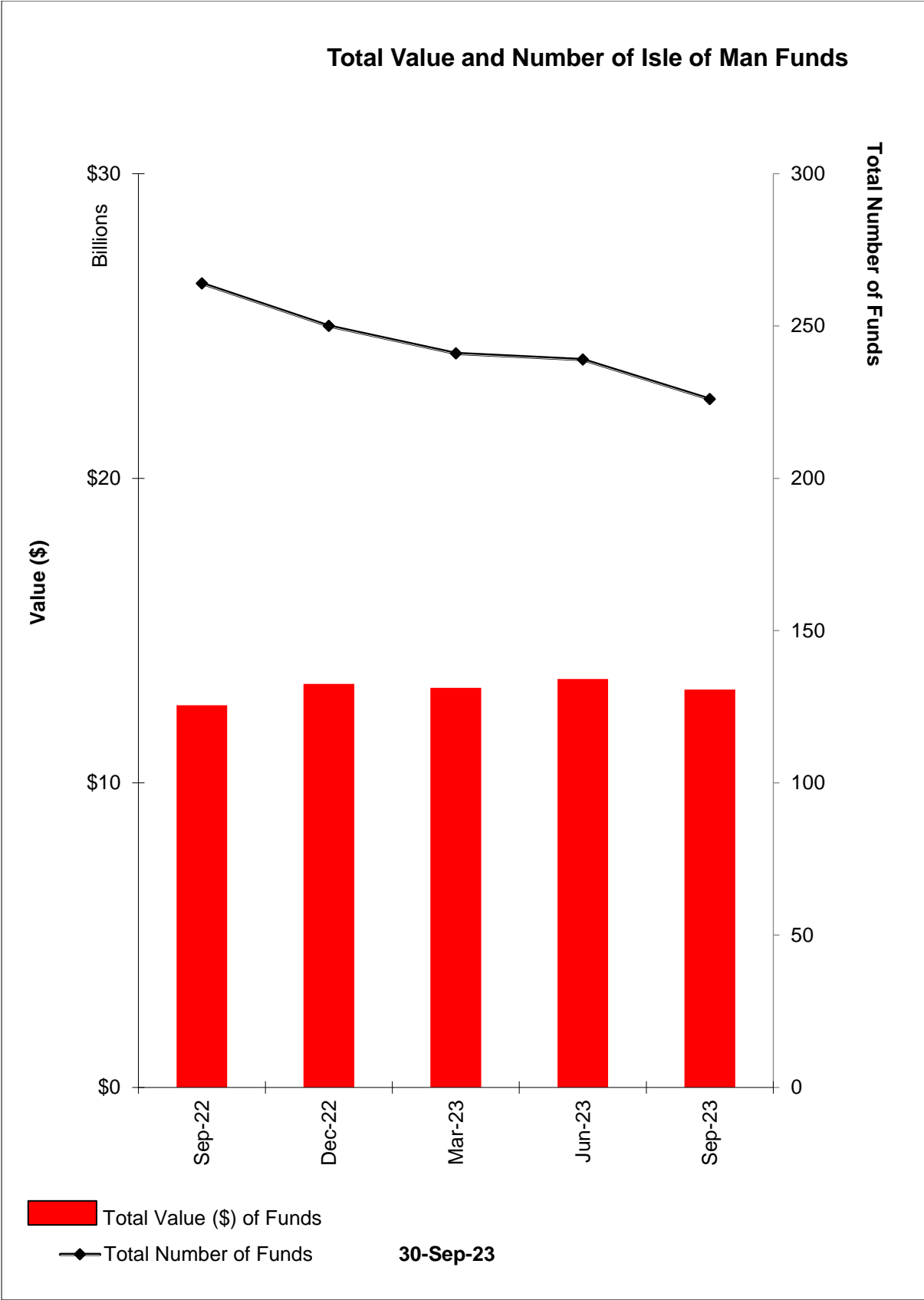
Tel: (01624) 646000

Email: portfolio@iomfsa.im

Website: www.iomfsa.im

For further details of the regulatory framework for each type of Fund (or Scheme) please refer to the Funds page of the Authority's website. From September 2022, the data in the charts in the bulletin exclude closed ended investment companies.

1. Net Asset Value (NAV) and Number - all Funds

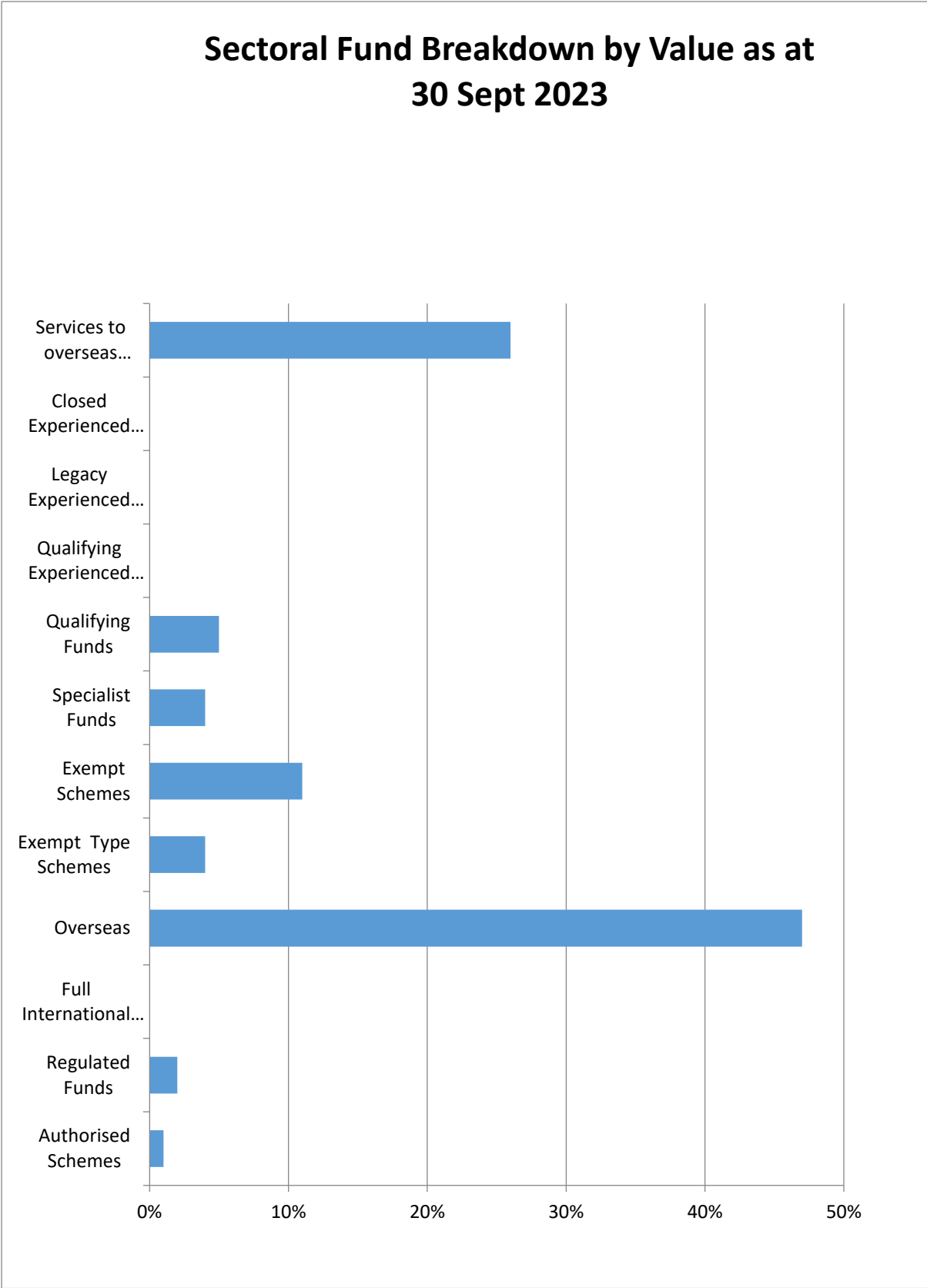


2. Fund Categories – change in aggregate NAVs and number of Funds during the quarter

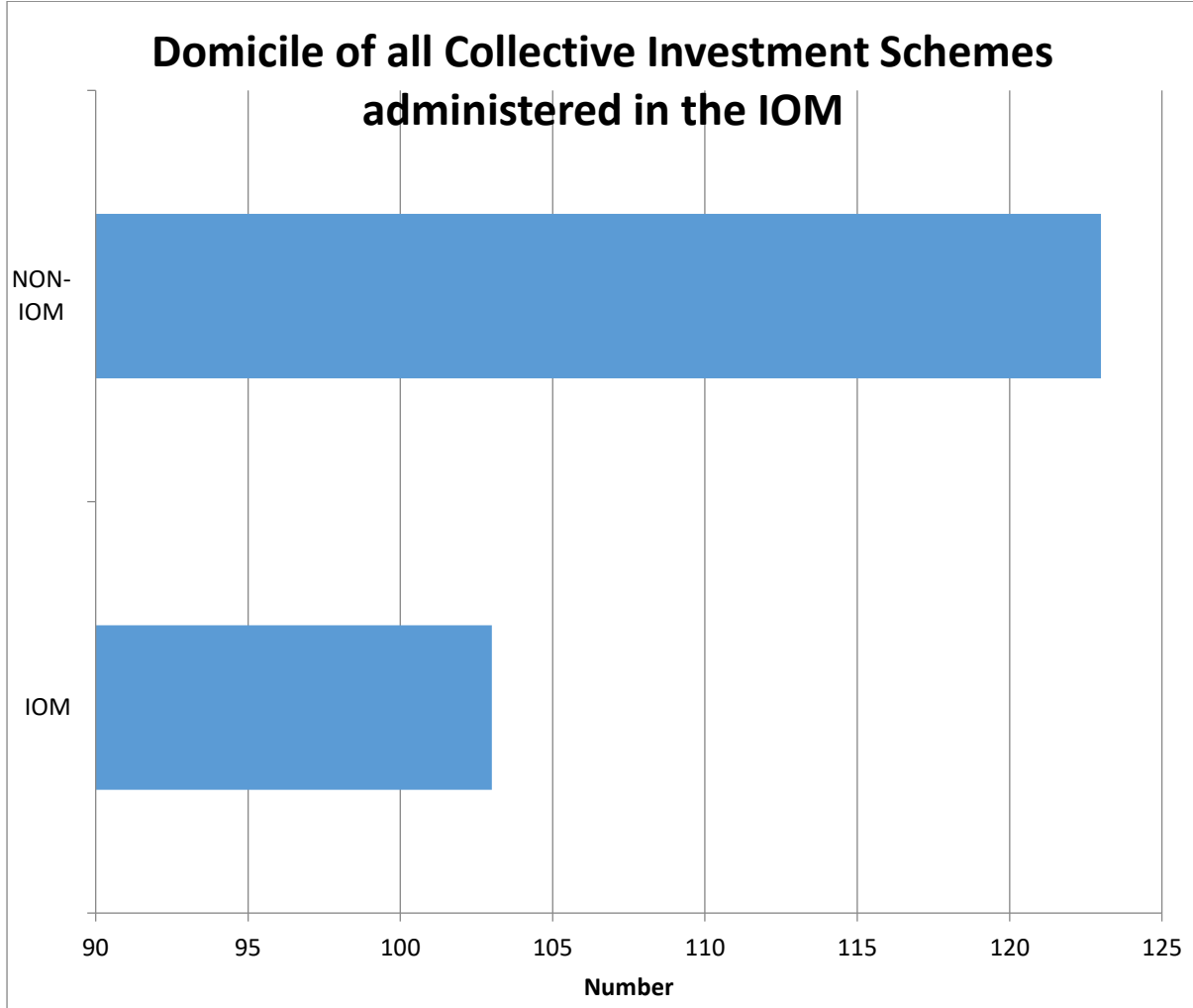
Fund Type	No. of Funds	New	Ceased	NAV June 2023 US\$	NAV Sept 2023 US\$	NAV Quarterly % change
Authorised Schemes (retail)	1	0	0	153.53m	144.49m	-5.89%
Regulated Fund (can be retail)	5	0	0	258.26m	249.72m	-3.31%
Specialist Fund	9	1	1	581.03m	575.73m	-0.91%
Qualifying Fund	5	0	0	686.77m	658.86m	-4.06%
Full International Scheme (retail legacy fund)	1	N/A	0	44.12m	45.44m	+2.99%
Closed EIF	1	N/A	1	1.80m	0.00m	-100%
Qualifying EIF	2	N/A	0	17.95m	21.96m	+22.34%
Exempt Schemes	79	2	5	1.38bn	1.44bn	+4.35%
Total IOM Scheme	103	3	7	3.13bn	3.14bn	0.32%
Exempt-type Schemes	16	0	3	634.72m	565.59m	-10.89%
Overseas Schemes	47	3	2	6.13bn	5.96bn	-2.77%
Services to overseas fund managers or administrators	60	0	7	3.52bn	3.41bn	-3.13%
Total - services in relation to overseas schemes	123	3	12	10.28bn	9.94bn	-3.31%
Total for all schemes	226	6	19	13.41bn	13.08bn	-2.46%
CEIC – Closed Ended Investment Companies¹	24	0	1	421.89m	414.61m	-1.73%

¹ This figure covers only those Closed Ended Investment Companies for which licenceholders are required to report statistics.

3. Sectoral Fund Breakdown by NAV



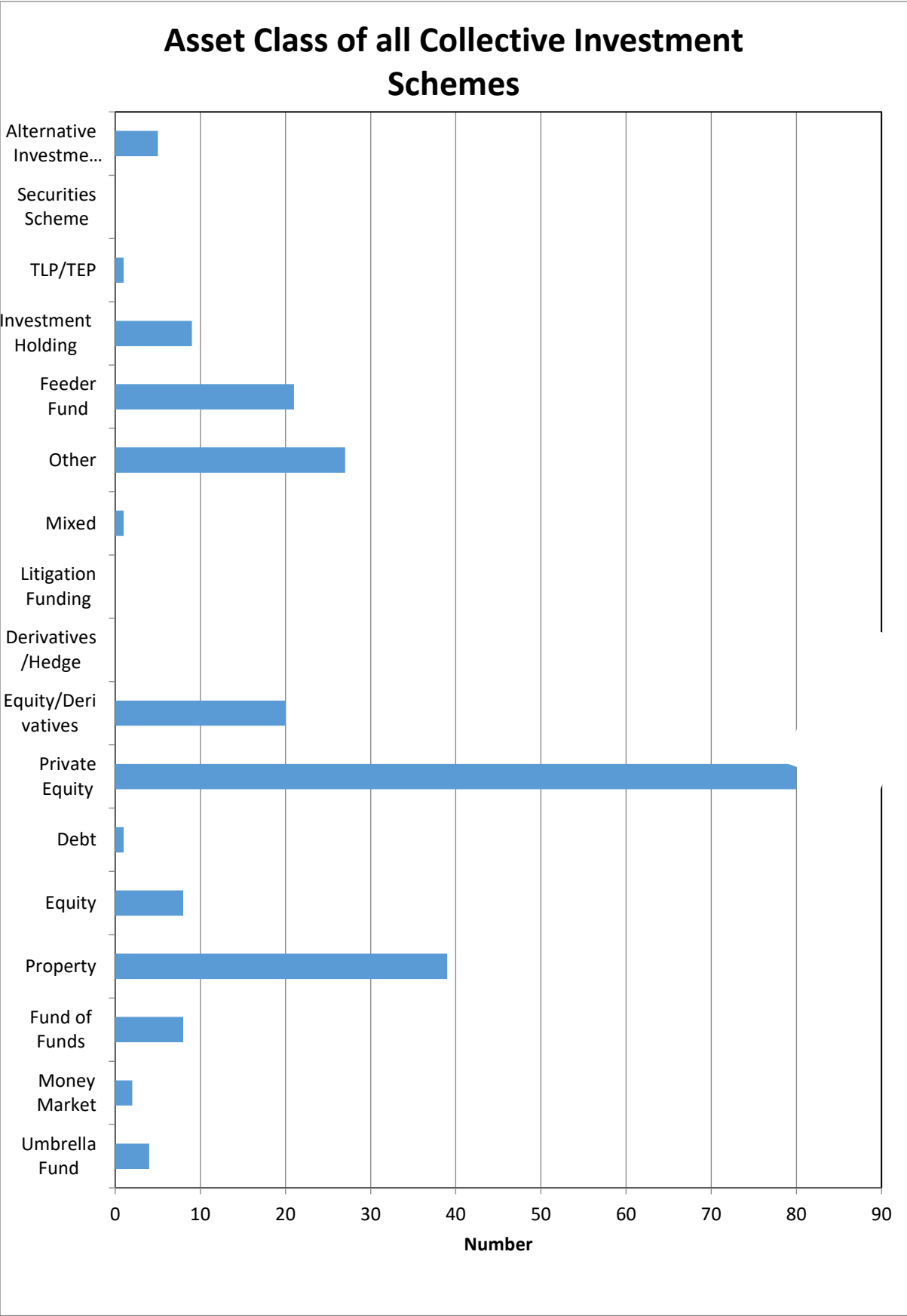
4. Domicile of all funds administered or managed in the IOM, including services to overseas managers or administrators of schemes



Origin of non-Isle of Man funds:

Cayman	57
BVI	32
Jersey	3
UK	1
Malta	4
Ireland	2
Bahamas	1
US	3
Netherlands	2
Canada	18

5. Asset Class of all Funds



6. Legal Constitution of Funds

